

**RING**  
*since 1993*

A woman with her hair in a bun, wearing a grey sports bra and black shorts, is riding a stationary bike. She is looking down and to the left. The background is a bright, airy gym with large windows. The overall image has a blue tint.

**HOME  
FITNESS  
CATALOGUE**



## About us

RING SPORT was founded in 1993 and in the following decades became one of the largest and one of the first importers of fitness equipment for home exercise, martial arts equipment, as well as equipment for equipping professional gyms in Southern Europe.

RING sports equipment is certainly the equipment with the best price-quality-design ratio in the region. We have been present on the market for 30 years, in over 500 stores, over 100 online shops in more than 14 countries.

Graduated technologists and athletes collaborate on the design of fitness devices and equipment at the same time.

The result is that RING fitness devices, props and equipment are massively used by both recreational people and top athletes. RING SPORT is dedicated to building quality and innovative products that provide its consumers with a healthy and comfortable lifestyle.

We are dedicated to achieving the highest quality standards, through attention to detail and design in production, at the same time enabling the price to be the most competitive on the market.

All our machines have the necessary certificates, which are a guarantee of quality. That is why the percentage of complaints about our products is even below 2%. All machines have certificates and a guarantee.







## REFERENCES:

Our products are very well recognized globally and we are proud to find them in many multibrand stores and leading online stores in the region



**RING**

---



**MAGNETIC  
BIKE**

---



### RX 111 MAGNETIC BIKE

- Digital display (calories burned, riding time, speed, distance, scanning, odometer, pulse measurement - measured on handlebar-palms)
- 8 degrees of load-magnetic transmission
- 8 saddle height levels up
- up and down saddle adjustment
- Steering angle adjustment
- Wheels for moving-modern design
- metal color - black, box color - matte black
- Dimensions: 95 x 51 x 110.5
- Flywheel weight 8 kg
- Max user weight 110 kg
- NW-18 kg, GW-19.8 kg



### RX 106 MAGNETIC BIKE

- Digital display (calories burned, riding time, speed, distance, scanning, odometer, pulse measurement - measured on handlebar-palms)
- 8 degrees of load-magnetic transmission
- 8 saddle height levels ; up and down saddle adjustment
- Steering angle adjustment
- Wheels for moving-modern design
- Metal-matte dark gray, box-matte gray-silver-blue detail
- Dimensions: 79x50x118
- Flywheel weight 5 kg
- Max user weight 100 kg
- NW-19 kg, GW-21 kg





### RX 107 MAGNETIC BIKE

- Digital display (calories burned, riding time, speed, distance, scanning, , pulse measurement measured on handlebar-palms)
- 8 degrees of load-magnetic transmission
- 8 saddle height levels; up-and-down saddle adjustment
- Steering angle adjustment
- Wheels for moving-modern design
- Metal-matte dark gray, box-matte gray-silver-blue detail
- Mounted bike dimensions: 79x50x118
- Flywheel weight 6 kg
- Max user weight 100 kg
- NW-19 kg, GW-21 kg



### RX 109 MAGNETIC BIKE

- Digital display (calories burned, riding time, speed, distance, scanning, odometer, pulse measurement - measured on handlebar-palms)
- 8 degrees of load-magnetic transmission
- 8 saddle height levels; up-and-down saddle adjustment
- Steering angle adjustment
- Wheels for moving-modern design
- Metal-matte black, box-silver-bluedetail
- Dimensions: 70x52x127
- Flywheel weight 6 kg
- Max user weight 100 kg
- NW-19 kg, GW-21 kg





### RX 110 MAGNETIC BIKE

- Digital display (calories burned, riding time, speed, distance, scanning, odometer, pulse measurement - measured on handlebar-palms)
- Training intensity: 8 levels by manual
- Brake system: Magnet
- Flywheel system: HSR 2kg with tpc crank
- Self-uprighting pedals with strap
- Transport roller/floor levelers
- Saddle adjustment
- Metal color - black, box color - matte black with turquoise-blue details
- Dimension: 80x51x124
- Max user weight 120kg
- NW 18.5 kg, GW 20.5 kg



### RX 112 MAGNETIC BIKE

- Digital LCD display (scan, time, speed, distance, calorie, odometer, pulse measurement - it is measured on the handles)
- Training Intensity: 8 levels by manual
- Brake system: Magnet
- Flywheel system: HSR 3kg with 1pc crank
- Self-up righting pedals with strap
- Transport roller/floor levelers
- Saddle vertical 8-position adjustable
- Metal color-matt black, box color-matt black
- Max user weight 120kg
- Dimension: 84x48x127.5
- NW-19.5 kg, GW-22.2 kg





### RX 113 MAGNETIC BIKE

- Digital display (scan, time, speed,distance, calorie,pulse, odometer, pulse measurement – it is measured on the handles)
- Training intensity: 8 levels by manual
- Brake system: Magnet
- 8 load levels-magnetic transmission
- 8 levels of seat height, seat adjustment up and down
- steering wheel angle adjustment
- Console angle adjustment
- Metal color-matt black, box color-matt black
- Flywheel weight 8 kg
- Max user weight 120kg
- Self-up righting pedals with strap
- Transport roller/floor levelers
- Dimension: 76.5x49x133
- NW-20.8 kg, GW-23 kg



### RX 117 MAGNETIC BIKE

- Digital LCD display (scan, time, speed,distance,calorie, pulse measurement – it is measured on the handles)
- Training intensity: 8 levels by manual
- Brake system: Magnet
- 8 load levels-magnetic transmission
- 8 levels of seat height, seat adjustment up and down
- Metal color-matt black, box color-matt black
- Max user weight 120kg
- flywheel weight 8 kg
- Self-up righting pedals with strap
- Transport roller/floor levelers
- Console angle adjustment
- Dimension: 92 x 48.5 x 138
- NW-23 kg, GW-26 kg





### RX 120 MAGNETIC BIKE

- Digital display(calories burned, riding time, speed, distance, scanning, odometer, pulse measurement - measured on handlebar-palms)
- 8 degrees of load-magnetic transmission
- 8 saddle height levels
- 8-level up-and-down saddle adjustment
- Steering angle adjustment
- Transport roller/floor levelers
- Metal-black, box-shiny black, gray, blue detail
- Dimension: 100x52x132
- Flywheel weight 9 kg
- Max user weight 135 kg
- NW-29 kg, GW-32 kg



### RX 126 MAGNETIC BIKE



- Digital display (calorie consumption, driving time, speed, distance traveled, scanning, odometer, pulse measurement is measured on the handlebars)
- Training intensity: 8 levels by manual
- Brake system: Magnet
- Flywheel weight 8 kg
- 8 load levels-magnetic transmission
- 8 levels of seat height, seat adjustment up and down
- steering wheel angle adjustment
- Self-up righting pedals with strap
- Transport roller/floor levelers
- Metal color - black, box color - matte dark gray, black and blue details
- Max user weight: 120kg
- Dimension: 86x50x137
- NW-24 kg, GW-26 kg

### RX 1012 SPINING BIKE

- Digital display (calorie consumption, driving time, speed, distance traveled, scanning, odometer, pulse measurement is measured on the handlebars)
- load adjustment – massive load shifter
- seat height adjustment, seat adjustment up and down; forward backward
- reinforced transmission chain
- wheel weight: flywheel 13 kg
- Steering angle adjustment
- Transport roller/floor levelers
- Metal color - matte black, mask color - matte gray, black-turquoise details
- Dimensions: 121 x 53 x 114
- Max user weight 135 kg
- NW-32.5 kg, GW-37 kg





**RING**

---



**EIPIPTICAL  
TRAINER**


### RX 812 ELLIPTICAL TRAINER

- Digital LCD display (scan, time, speed, distance, calorie, pulse, odometer, pulse measurement - it is measured on the handles)
- Training Intensity: 8 levels by manual
- Brake system: Magnet
- Flywheel system: HSR 3kg with 1pc crank
- Metal color - matte black, box color - matte black - blue detail
- reinforced tread surfaces
- Transport roller/floor levelers
- Max user weight 100kg
- Products dimension: 111x60x148



### RX 826 ELLIPTICAL TRAINER

- modern digital display (calorie consumption, driving time, speed, distance,
- scanning, pulse measurement - it is measured on the handles - palms);
- Training intensity: 8 levels by manual
- Brake system: Magnet
- Flywheel system: HSR 3kg with 1pc crank
- Metal color - matte black, box color - gray with black-blue details
- reinforced tread surfaces
- Transport roller/floor levelers
- Max user weight 120kg
- Dimension: 134x69x159





**RING**

---



**TREADMILL**

---

### RX 135 MOTORIZED TREADMILL

- Multifunctional computer (distance, speed, time, calories, pulse- measured on handlebar-palms)
- Motor power 1.5 HP;
- 15 different computer-set programs for running type (PS-P9), plus manual control
- 4 LED displays with white illumination
- 6 quick speed choosing options
- Motor speed from 0.8km/h to 12km/h
- Safety key (magnetic) - automatically switches off in case of fall;
- Adjusting Incline - manual (3 levels);
- AIR STEP (air-natural feel when running)
- Metal-matte black,plastic-black dark gray;
- Lifts after using;
- Transport roller/floor levelers
- 120x40 cm tread belt
- Dimensions: 149 x 70 x 115
- Maximum user weight 100kg
- NW - 42 kg, GW - 49 kg



### RX 140 MOTORIZED TREADMILL WITH ONE MOTOR



- Multifunctional blue LCD computer- soft touch (distance, speed, time, calories, pulse - measured on handlebar-palms); bottle and accessories storing
- Motor power 1.5 HP
- Speed from 1 km/h to 14 km/h.
- 12 different computer-set programs for running type, plus manual control;
- Adjusting incline - manual
- Safety key (magnetic) - automatically switches off in case of fall;
- AIR STEP(air-natural feel when running)
- Lifts after using
- Transport roller/floor levelers
- Dimensions: 162 x 72 x 131
- Max user weight 110kg
- NW - 47 kg, GW - 54 kg



### RX 145 MOTORIZED TREADMILL WITH 2 MOTORS

- Multifunctional blue LCD computer- soft touch (distance, speed, time, calories, pulse – measured on handlebar-palms);  
bottle and accessories storing
- 9 different computer-set programs for running type, plus manual control;
- Speed from 1km/h to 16km/h ;
- Motor power 2 HP;
- Adjusting incline - automatic
- Safety key (magnetic) - automatically switches off in case of fall;
- AIR STEP (air-natural feel when running)
- Lifts after using
- Transport roller/floor levelers
- Dimension: 146x 75x 136
- Tread surface of the tape 118.5 x 42
- Max user weight 120kg
- NW - 47 kg, GW - 54 kg



### RX 150 MOTORIZED TREADMILL WITH 2 MOTORS



- Multifunctional LCD computer- soft touch (distance, speed, time, calories, pulse – measured on handlebar-palms);  
bottle and accessories storing
- 15 different computer-set programs for running type (PS-P9),  
plus manual control;
- Speed from 1km/h to 16km/h;
- Motor power 2.5 HP;
- Adjusting incline - digital (has another motor for angle  
adjustment-15 levels-%)
- Safety key (magnetic) - automatically switches off in case of fall;
- AIR STEP (air-natural feel when running)
- Metal-sand pearl black, plastic-black-silver-gray;red details
- Lifts after using(takes up less than 1 m2 space);
- Transport roller/floor levelers
- 1250x450 mm tread belt
- Dimension: 161 x 75 x 133
- Max user weight 120kg
- NW-65 kg,GW-73 kg

### RX 180 MOTORIZED TREADMILL WITH 2 MOTORS

- Multifunctional blue LCD 7" computer- soft touch (path, speed, time, calories, the pulse is measured on the handles (palms); place to put away bottles and small
- BMI/BMR/RECOVERY
- 15 different computer programs for the type of running (U1-U3), plus manual steering.
- Speed from 1.0 km/h to 18 km/h
- Motor power 2.5 HP (at peak 5.0 HP).
- Adjustment of the level of the angle of ascent - digital
- Safety key (magnetic) - in case of a fall, it turns off automatically
- AIR STEP (air-natural feeling when running)
- Metal color - send pearl black, plastic color - black, strong appearance, blue details
- Lifts after use
- Transport roller/floor levelers
- Dimension of tread: 130 cm x 46 cm.
- Dimensions: 156 x 78.5 x 118.5
- Max user weight 120kg
- NW-67 kg,GW-75 kg



### RX 182 MOTORIZED TREADMILL WITH 2 MOTORS



- Multifunctional white LED computer-soft touch (distance, speed, time, calories, the pulse is measured on the handles (palms); place to put away bottles and small things
- BMI/BMR/RECOVERY
- Motor power 2.5 HP (at peak 5.0 HP).
- 12 different computer programs for the type of running (U1-U3), plus manual steering.
- 4 "shortcut" keys for speed selection
- 6 "shortcut" keys for selecting programs: manual, interval training, losing fat and kilos, walking, running, RUN program
- APP for Android and IOS (Fitshow)
- Speed from 0.8 km/h to 18 km/h
- Adjustment of the level of the angle of ascent - digital (it has another motor for angle adjustment - 15 levels)
- Safety key (magnetic) - in case of a fall, it turns off automatically
- AIR STEP (air-natural feeling when running)
- Metal color - send pearl black, plastic color - black, strong appearance, blue details
- Lifts after use
- Transport roller/floor levelers
- Tread size: 140 x 46
- Dimension 175 x 78.7 x 151
- Max user weight 120kg
- NW-68 kg,GW-76 kg



### RX 201-A MOTORIZED TREADMILL WITH 2 MOTORS

- Multifunctional computer 4 LCD screens (distance, speed, time, calories, pulse - measured on handlebar-palms)
- BMI/BMR/RECOVERY
- Motor power 3 HP;
- The treadmill is connected to the FITSHOW application
- 12 different computer-set programs for running type (PS-P12), plus manual control, plus 4 shortcut buttons
- Speed from 0.8km/h to 20km/h
- Adjusting incline – digital (has another motor for angle adjustment-15 levels-%)
- 3 quick speed selections, 3 quick incline selections
- Safety key (magnetic) - automatically switches off in case of fall;
- AIR STEP(air-natural feel when runningMetal-sand pearl black, plastic-black
- Lifts after using
- Transport roller/floor levelers
- Tread size: 140x51
- Dimension: 180 x 86 x 139
- Max user weight 130kg
- NW- 77 kg, GW - 89 kg



### RX WP 2 SMART DOUBLE FOLDING TREADMILL

- Foldable by 180 degrees
- The inner frame of the band is made of aluminum alloy, which provides greater stability and durability.
- Non-slip tread
- Has folding handles
- The folded tape can be stored both horizontally and vertically
- Occupies an area of less than 0.2 square meters
- Thickness: 15cm
- Length (unfolded): 150cm
- 1.25 HP brushless motor (2.5 HP at peak) is designed to reduce belt noise.
- Speed: 0.5 km/h to 10 km/h
- Walking mode implies a speed of up to 6 km/h
- Running mode implies a speed of up to 10 km/h
- The computer is inconspicuous on the body of the band, which measures: time, distance, number of steps, speed and calories burned through the LED light matrix screen.
- The application directly measures time, kilometers, calories, current speed, current pace, number of steps, average speed, average pace, cadence
- Remote control
- Holder for a mobile phone or Ipod that immediately shows you all the driving performance
- Touch-sensitive buttons for selecting modes: standby, manual, automatic mode
- Max user weight 110kg
- Dimensions unfolded tape: 150x72x90
- Dimensions of folded tape: 98x72x15.5
- Tread dimensions: 120x44
- Automatic steering - includes walking mode.
- Manual (manual) control - includes walking and running mode.
- Control can be done via remote control: start/stop, speed increase/decrease, mode selection.





**RING**

---




**BENCH**


---

### RX 07 CRUNCHES BENCH

- The most realistic and efficient ab strengthening machine
- Bench angle adjustment
- Tube dimension 50x50 cm
- Max user weight 120 kg



### RX 07 PLUS MULTIPURPOSE ABDOMINAL BENCH




- The most realistic and most effective device for strengthening the abdominal and back muscles;
- Adjusting the bench angle;
- Holders for two dumbbells;
- Tube dimension 50x50 cm
- Max user weight 120 kg




### RX SUB1081 FLAT BENCH

- Very compatible for all types of exercises
- Dimensions 40x40
- Length 80 x Width 50 x Height 50 cm



### RX 07-C MULTIPURPOSE ABDOMINAL BENCH



- 2 position option
- Classic sit-up bench
- Mini bench (for exercises with dumbbells, rod, lower abs)
- Bench dimensions 105x30




### RX 06 BW UNIVERSAL BENCH

- Black and white, high quality synthetic leather
- Pipes 40x40 in size
- Bench has 3 levels of angle adjustment for inclined bench thrust
- Safety hook for bench mounted rod
- Leg extension (quadriceps and hamstring exercises)
- Max weights for placing on the bench 120 kg
- Max user weight 100 kg



### RX LKU-1118 MULTIPURPOSE UNIVERSAL BENCH



- seven levels of bench backrest adjustment
- the seat part has a special angle regulator
- Pipe-profile size: RT80x40x20MM
- Dimension: 147.6 x 43.8 x 48.9cm



### RX AF 4020 ADJUSTABLE BENCH LUX

- Professional adjustable bench
- Designed for extremely heavy loads and weights
- Extremely well designed bench angle adjustment
- Wheels and a handlebar for easy bench movement
- Max user weight 130 kg
- Max load weight 150 kg
- Dimension: 134 x 64 x (48-117) cm





**RING**

---

A muscular man is shown from the back, performing a pull-up on a RING multifunctional machine in a gym. He is shirtless, wearing dark shorts, and has a tattoo on his left shoulder. The machine is a large, dark metal structure with multiple horizontal bars. The gym background is dimly lit with various pieces of equipment visible.

**MULTIFUNCTIONAL  
MACHINE**

---

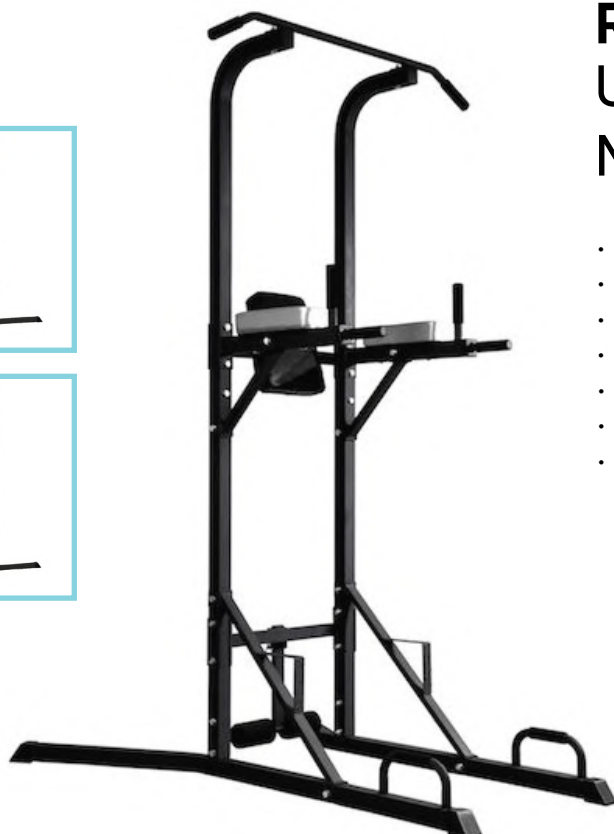
### RX PS1BW HOME GYM WITH WEIGHTS

- Lat machine for back (upper and lower wheel) back and triceps rods
- Chest pee deck
- Chest press (sitting bench press)
- Leg curl
- 50 kg weights (in 100 kg transmission)
- Over 20 different exercises
- Tube size 50x50cm
- Metal - black sandblasted-plasticized
- Synthetic leather black and white
- Dimension: 150 x 210 x 80
- Max user weight 120kg
- NW-94 kg, GW-99.5 kg



### RX UNIV UNIVERSAL MACHINE

- Part with parallel bars for "sinking" - chest muscle exercises
- Possible lower abdomen exercises
- Push-ups attachments
- Foot rest attachment for crunches (upper abdomen)
- Dimension: 120 x 210 x 70/120
- Tube dimensions 50x50
- Max use weight 120 kg





### RX RACK 1 POWER RACK CAGE WITH LAT MACHINE

- Currently the most complete machine on the market for the whole body.
- Power rack cage RX RACK 1 enables you to train safely with weights and body weight.
- Tested with weights up to 200 kg. Pull-ups: 150 kg max.
- Bar support pegs can be moved depending on the exercise.
- Bar supports can be adjusted from 55 cm to 180 cm, with intervals of 5 cm.
- Contains an adapter for weights with a diameter of 28 and 50 mm.
- Power rack cage accessories: Bar for pull-ups, Drag triangle, Adapter for weight plate diameters: 28/50 mm.
- Dimensions: 121 cm x 216x166
- NW: 101 kg





**RING**  
*since 1993*

**RING**

[www.ringsport.rs](http://www.ringsport.rs)

**HOME  
FITNESS  
CATALOGUE**